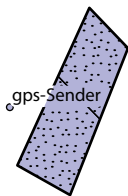
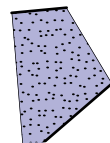
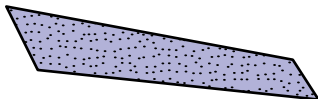


WB1.2



gps-Sender

gps1.0 MP1.5



WB1.1

7524/120 Steebschacht (Sp



50 m

Gesamtlänge: 52 m

Tiefe: 4 m

Vermessung: Markus Boldt, Bernd Nerreter 2017

Zeichnung: Markus Boldt 2018

Alle Rechte vorbehalten Höhlenverein Blaubeuren e.V.